



RESIDENTIAL INTERIOR DOORS

DOORS INFORM AND REFLECT THE INTERIOR DESIGN AESTHETIC



Our heritage is the story of a father and son coming together in business, to build a company that would honor God and His faithfulness, develop people, pursue excellence, and grow profitably. Humble beginnings mark our company, as over **70 years** ago, the simple woodworking skills of John Bargaen launched **Bargaen Bros. Woodwork LTD.**, helping rebuild a hometown community devastated by flood and catastrophe in British Columbia, Canada. More than **40 years** ago, John and his son, Ted Bargaen, sought a fresh start in a small NW Washington town, where the city's identity and character seemed ideal for the company name – **Lynden Door.**

Today, our customers continue to trust us to supply them the highest quality doors on the market. This has given us sustained growth and a legacy for the next generation of family and employees calling Lynden Door home. We are genuinely grateful for your business and support.

BUILDING ON QUALITY

Lynden Door value proposition includes:

- Custom factory machining and finishing.
- Wider top and bottom rails to allow trimming on site.
- Pre-graded door faces to reduce field defects.
- An extensive blended product portfolio that includes residential, architectural, and commercial doors.
- Industry leading CARB Phase 2 green building products and environmental health choices. Please ask about our certified wood products.
- Engineered to deliver peak performance and structural integrity at a competitive price – Lynden Door's consistent high value is an industry standard.
- Unique products and features developed through an intentional focus on real-world design and customer feedback.

All Lynden Door Residential products (SD Series) are available as either a hollow or solid core and carry a 1-year limited warranty. Select doors (1-3/4" solid core) may be ordered with a fire rating. Doors are also available for more demanding applications. Please refer to the Lynden Door architectural/commercial catalog for more information.

veneer

Lynden Door's wood veneer collection contributes beauty and warmth to any space



MAHOGANY
(LAUAN)



QUARTER SLICED
SAPELE



ROTARY
NATURAL BIRCH



UNIFORM
LIGHT BIRCH



ROTARY
WHITE MAPLE



PLAIN SLICED
RED OAK

Lynden Door's wood veneer doors provide the beauty and warmth of natural wood.

All doors are available with hollow or solid core construction and matching bifolds; 1-3/8" and 1-3/4". All Lynden Door veneers are pre-graded before fabrication to ensure defect-free surfaces.

Lynden Door wholesale distributors can provide matching frames, hinges and casing for a completely integrated look.

Pacific Collection and ClearLine Factory Finish

Lynden Door offers a highly affordable, state of the art, ultra violet cured clear coat or custom stain finish. Available on all wood veneer doors and without VOCs. Check with your factory representative for a full range of options.

LDI MODERN

Lynden Door's Modern interior door collections represent the latest trends towards understated, clean and simplistic design. A modernizing solution to contemporary spaces.

STILELINE

The excitement of **European styling** with an opposing grain in African Mahogany, White Maple, White Oak and Walnut. Create a bold, modern look at an attractive price.

Horizontal grain pair matches must be requested before ordering.



AFRICAN
MAHOGANY



WHITE MAPLE



WHITE OAK



WALNUT

REDISCOVERY

The Rediscovery Collection provides contemporary and **custom expressions** in vertical grain, horizontal grain or sketchface designs.

Choose one of these custom designs or explore other species, configurations and finishes.




COMPOSITION
(SAPELE/MAPLE)




TABLEAU
(WALNUT)




RHYTMUS
(JATOBA)




ROBSON




DENMAN




LAURELHURST



PARKROSE



ALKI



MONTLAKE

FINE | LINE

The FineLine collection is a **modernizing solution** to contemporary spaces, suitable for single family, multi-family and hospitality applications.

- Smooth, routed MDF surface
- Six standard profiles offered in 6'8", 7'0", and 8'0" heights and up to 4'0" in width - Custom sizes and designs are available
- Choose FineLine GA (groove alignment) for paired door applications
- Profile lines positioned to accommodate most hardware locations
- Hollow and solid core construction available in 1-3/8" and 1-3/4"
- FineLine bi-folds available in the following profiles: Robson, Denman, Parkrose, and Montlake.
- 20-minute fire rated (all sizes) and 45-minute fire rated (up to 3'0" x 7'0" single swing) available as Category A or Category B.


PREFINISHED HARDBOARD

Hardboard doors offer great value at an affordable price

Hardboard doors offer great value at an affordable price. **Durable and stable**, Lynden Door Prefinished Hardboard doors arrive ready to install with a professionally painted uniform finish that is UV cured and will keep doors attractive and easy to maintain. Lynden Door distributors can provide matching frames, hinges and casings for a completely integrated look.

Offered in a variety of finishes, covering the spectrum from light to dark and traditional to contemporary. Available in smooth, embossed and textured rift cut.

All doors are available with hollow or solid core construction and matching bifolds; 1-3/8" and 1-3/4".




PRIMED HARDBOARD
Smooth | Embossed



RIFT CUT SLATE
Textured



RIFT CUT
MEDIUM WALNUT
Textured



WESTERN HEMLOCK
Smooth



COASTAL HEMLOCK
Smooth



SPICED ASH
Smooth

800.631.DOOR (3667)



ALBANY MAPLE
Smooth



ALPINE OAK
Smooth



DRIFTWOOD
Smooth



STRAND OAK
Smooth



NEWPORT CHERRY
Smooth



BEAUPORT WALNUT
Embossed



MENDOCINO OAK
Embossed



CHESAPEAKE
Embossed



WESTERN OAK
Embossed



GOLDEN OAK
(LIGHT)
Embossed

MOLDED HIGH DENSITY FIBERBOARD

Molded doors have become a major influence in the residential and light commercial built environment.

Lynden Door's molded doors are available with hollow or solid core construction and matching bifolds; 1-3/8" and 1-3/4". (Please consult the fold-out Sizing Chart.)

All Lynden Door molded panels are factory primed, pre-graded and acclimated before fabrication to produce top quality, stable surfaces. Molded door panels offer an ideal substrate for finish painting.

Molded doors have become a major influence in the residential and light commercial built environment. Why?

Stable Performance

No cracking or panel separation due to seasonal humidity changes.

Superior Value

Compelling design and customization opportunity at a significant value versus solid wood doors.



MERCER
(Madison)
Smooth | Flat Panel



WHITMAN
Smooth | Flat Panel



ABERDEEN
Smooth | Flat Panel



CHELAN
(Cashal)
Smooth | Raised Panel



SAMISH
(Cremona)
Smooth | Raised Panel



BAINBRIDGE
(Coventry)
Smooth | Raised Panel

** Bracketed captions indicated past names*

800.631.DOOR (3667)



YARROW
(Craftsman)

Smooth | Flat Panel



WINTHROP
(Conmore)

Smooth | Flat Panel



KINGSTON
(Carrara)

Smooth | Raised Panel



SAN JUAN
(Corvado)

Smooth | Raised Panel



ROSARIO
(Caiman)

Smooth | Raised Panel



BENTON

Smooth | Raised Panel



COLUMBIA
(Colonist)

Smooth | Raised Panel



BLAKELY
(Classique)

Textured | Raised Panel



WESTPORT
(Clermont)

Textured | Raised Panel



BONNEVILLE
(Textured Colonist)

Textured | Raised Panel

VanAir Ventilated Door

Comfort and Well-Being for Modern Spaces

VanAir Ventilated Door

Indoor Air Quality

Good indoor air quality is essential to a comfortable home and healthy living. Air circulation plays an important role in reducing air pollutants like CO² in our homes, which can lead to respiratory illnesses, poor sleep and breathing disorders.


Door Innovation

Architects face the challenge of creating comfortable spaces supplied with fresh air and separated from external noise. The VanAir Ventilated Door uses an integrated channel running through the door to move air from either side enhancing both performance and style.



Airflow Pathway

Air flows in from one side, through the door core and out the opposing side driven by pressure gradient.



Sound Privacy

Lab-tested baffling and resonators are integrated into the door core to absorb high and low frequency sound.





The VanAir door by Lynden Door enhances comfort and well-being in modern spaces using the latest technologies and innovations in healthy home ventilation while preserving sound privacy and aesthetics.

AIRFLOW PERFORMANCE*

80 IN² - 160 IN² VENT AREA

SOUND PRIVACY PERFORMANCE*

UP TO 25_{STC}

* Independently tested in accordance to ASTM standards.
Please contact Lynden Door, Inc. for additional information and measurements.



SUSTAINABILITY



Developers of **Portland, Oregon's Passive House** zero energy project chose Rift White Oak VanAir doors by Lynden Door to elevate comfort and well-being in a modern, sustainably-built home.

Promoting room-to-room movement of fresh air without compromising sound privacy is aligned with Passive House's goal to promote a healthy built environment and advance energy independence. The VanAir door is engineered with air pathways through the door and lab-tested sound absorbing baffling and resonators, helping to achieve energy goals for this LEED Platinum Project.

GREENDOR™

With a history of commitment to environmental stewardship, Lynden Door remains dedicated to meeting the requirements for sustainably responsible programs. GreenDor™ attributes may be applicable to LEED for Homes, the National Green Building Standard™, Build it Green, Earth Advantage, BREEAM USA, and Evergreen Sustainable Development Standard.

Many Lynden Door products may be ordered with attributes from the GreenDor™ line. This supports green building under the following disciplines:

HEALTH – No Added Urea-Formaldehyde (NAUF) components and construction, No VOC factory finishes. CARB ASTM Phase II Compliant.

RESOURCE CONSERVATION – Recycled content, thereby reducing the need for harvesting older growth forests.

FOREST MANAGEMENT – Ensuring the wood in Lynden Doors comes from well managed forests.

Lynden Door Stock Sizing Chart - Primed Molded

PASSAGE DOORS															BIFOLD DOORS											
															1'0"	1'2"	1'3"	1'4"	1'6"	1'8"	1'10"	2'0"	2'2"	2'4"	2'6"	2'8"
6'8" Primed Molded Skins Smooth Flat Textured Raised Smooth Raised																										
MERCER SMOOTH			2	✓	✓	✓	✓	✓	✓	✓	✓	✓	✓	✓		✓	✓	✓	✓	✓	✓	✓	✓	✓	✓	
WHITMAN SMOOTH				3	✓	✓	✓	✓	✓	✓	✓	✓	✓	✓		✓	✓	✓			✓	✓		✓	✓	
ABERDEEN SMOOTH				3	✓	✓	✓	✓	✓	✓	✓	✓	✓	✓		✓	✓	✓	✓	✓	✓	✓	✓	✓	✓	
YARROW SMOOTH			2	3	✓	✓	3	✓	✓	✓	✓	✓	✓	✓	✓	✓	✓	✓	✓	✓	✓	✓	✓	✓	✓	
WINTHROP SMOOTH			2	3	✓	✓	3	✓	✓	✓	✓	✓	✓	✓		✓		✓		✓	✓	✓	✓		✓	
KINGSTON SMOOTH		2	✓	✓	✓	✓	3	✓	✓	✓	✓	✓	✓	✓		✓	✓	✓	✓	✓	✓	✓	✓	✓	✓	
SAN JUAN SMOOTH					3	✓	3	✓	✓	✓	✓	✓	✓	✓		✓		✓		✓	✓	✓	✓		✓	
ROSARIO SMOOTH		2	✓	✓	3	✓	3	✓	✓	✓	✓	✓	✓	✓		✓		✓		✓	✓	✓	✓		✓	
CHELAN SMOOTH				2	3	✓	3	✓	✓	✓	✓	✓	✓	✓		✓		✓		✓	✓	✓		✓	✓	
SAMISH SMOOTH				✓	✓	✓	3	✓	✓	✓	✓	✓	✓	✓		✓	✓	✓		✓	✓	✓		✓	✓	
BAINBRIDGE SMOOTH		2	✓	✓	✓	✓	3	✓	✓	✓	✓	✓	✓	✓		✓	✓	✓	✓	✓	✓	✓	✓	✓	✓	
BENTON SMOOTH				2	✓	✓	3	✓	✓	✓	✓	✓	✓	✓		✓	✓	✓		✓	✓	✓	✓		✓	
COLUMBIA SMOOTH		2	✓	✓	✓	✓	3	✓	✓	✓	✓	✓	✓	✓		✓	✓	✓	✓	✓	✓	✓	✓	✓	✓	
BLAKELY TEXTURED				✓	✓	✓	3	✓	✓	✓	✓	✓	✓	✓		✓	✓	✓		✓	✓	✓		✓	✓	
WESTPORT TEXTURED				✓	✓	✓	3	✓	✓	✓	✓	✓	✓	✓		✓	✓	✓		✓	✓	✓	✓		✓	
BONNEVILLE TEXTURED		2	✓	✓	✓	✓	3	✓	✓	✓	✓	✓	✓	✓	✓	✓	✓	✓	✓	✓	✓	✓	✓	✓	✓	
7'0" Primed Molded Skins Smooth Flat Textured Raised Smooth Raised																										
MERCER SMOOTH					✓	✓	✓	✓	✓	✓	✓	✓	✓	✓			1	1	1	1	1	1	1	1	1	
WHITMAN SMOOTH					✓	✓	✓	✓	✓	✓	✓	✓	✓	✓												
ABERDEEN SMOOTH				3	✓	✓	✓	✓	✓	✓	✓	✓	✓	✓			1	1	1	1	1	1	1	1	1	
YARROW SMOOTH					1,3	1	✓	✓	✓	✓	✓	✓	✓	✓			1		1		1	1	1		1	
WINTHROP SMOOTH					1,3	1	1,3	1	✓	✓	✓	✓	✓	✓			1		1	1	1	1	1	1	1	
KINGSTON SMOOTH					3	✓	3	✓	1	✓	✓	✓	✓	✓			1	1	✓	✓	1	1	✓	✓	✓	
SAN JUAN SMOOTH					1	1	3	✓	✓	1	✓	✓	✓	✓			1	1	1	1	1	1	1	1	1	
ROSARIO SMOOTH					✓	✓	3	✓	1	✓	✓	✓	✓	✓			1	1	✓	✓	✓	1	✓	✓	✓	
CHELAN SMOOTH					1	1	3	✓	✓	✓	✓	✓	✓	✓			1		1	1	1	1	1	1	1	
SAMISH SMOOTH					1	1	1,3	1	1	1	✓	1	1	✓			1		1		1	1	1		1	
BAINBRIDGE SMOOTH					3	✓	3	✓	✓	1	✓	1	1	✓			1	1	✓	✓	✓	1	✓	✓	✓	
COLUMBIA SMOOTH					1		1,3	1	1	1	✓	1	1	✓			1	1	✓	1	✓	1	✓	1	✓	
BONNEVILLE TEXTURED							1,3	1	1	1	1	1	1	✓			1	1	1	1	✓	1	1	1	✓	
8'0" Primed Molded Skins Smooth Flat Textured Raised Smooth Raised																										
MERCER SMOOTH		3	3	✓	✓	1	3	✓	✓	✓	✓	✓	✓	✓					1	1	1		1	1	1	
WHITMAN SMOOTH		2	2	3			3	✓	✓	✓	✓	✓	✓	✓												
ABERDEEN SMOOTH				3	✓	1,2	3	✓	✓	✓	✓	✓	✓	✓			1	1	1	1	1	1	1	1	1	
KINGSTON SMOOTH				2	3	✓	3	✓	✓	✓	✓	✓	✓	✓			✓	✓	✓	✓	✓	✓	✓	✓	✓	
SAN JUAN SMOOTH			2	2	3	✓	3	✓	✓	✓	✓	✓	✓	✓												
ROSARIO SMOOTH			2	2	3	✓	3	✓	✓	✓	✓	✓	✓	✓												
CHELAN SMOOTH			2	2	3	✓	3	✓	3	✓	✓	✓	✓	✓			1		1	1	1	1	1	1	1	
SAMISH SMOOTH		2	2	3	✓	✓	3	✓	3	✓	✓	✓	✓	3	✓											
BAINBRIDGE SMOOTH				2	3	✓	3	✓	✓	✓	✓	✓	✓	3	✓			✓	✓	✓	✓	✓	✓	✓	✓	
BENTON SMOOTH		2	2	3	✓	✓	✓	✓	✓	✓	✓	✓	✓	✓												
COLUMBIA SMOOTH		1,3	1,3	1	1,3	1,3	3	✓	✓	✓	✓	✓	✓	3	✓			✓	✓	✓	✓	✓	✓	✓	✓	
BONNEVILLE TEXTURED							3	✓	3	✓	✓	✓	✓	3	✓			✓	✓	✓	✓	✓	✓	✓	✓	

✓ Stock item

1. Non-stock – longer lead times may apply

2. Stock item with 2" stile

3. Stock item with 3" stile

Note! Door Stiles are 3-5/8" or larger unless noted.

DOOR SIZING IS DIVIDED INTO TWO BASIC CATEGORIES: Molded Panel and Flush doors.

Molded Panel doors are available in a standard range of sizes, based on our ability to configure the molded panels – please consult the chart.

Flush doors STANDARD RANGE: 1'0" to 4'0" in width, up to 8'0" in height. Custom sizing is available, however some restrictions may apply. Flush doors include: veneer; StileLine® sketchface veneer and the Rediscovery Collection; prefinished hardboard; and high pressure decorative laminates (not shown in this brochure). Flush doors are not constrained by panel lay-out like molded panel doors and are available in a great variety of sizes.

Sizing Notes: Lynden Door wholesale distributors add significant value and convenience by maintaining large inventories of standard size doors for competitive pricing and fast delivery. Custom sizing is a common service at Lynden Door and we thrive on accommodating your special needs at an affordable price. However some restrictions may apply.

Lynden Doors are fabricated with wider top and bottom rails: 2" – 2-1/4" after trim. This allows for site trimming of doors up to 1" on each end without jeopardizing door strength.

Factory Finishing and Machining: ClearLine clear coat or Pacific Collection 7-color standard stain palette. Factory finishing gives your doors the advantage of precision surface preparation and a controlled application environment rather than the dusty, variable conditions typically found on a job site. In addition to enhancing appearance, factory finishing assures proper sealing of all surfaces to minimize moisture transfer and maintain structural stability and dimension. Both standard and custom factory finishes are available that are in compliance with WDMA TR8 / AWS System 9 UV Cured Acrylated Polyester/Urethane specifications. Lynden Door factory finish is a healthful choice – no VOCs, thus exceeding the requirements of SCAQMD* Rule 1113 and complying with many green build standards for low emissions. *South Coast Air Quality Management District.

- Satin finish sheen
- Doors may optionally be individually poly-bagged for protection
- Non-flammable – does not support flame spread rating

- Ultra violet inhibitors to help slow wood aging and reduce photosensitive color change
- Organic earthen pigments
- Durable, cleanable, brilliant, architectural grade finished surfaces

Factory machining makes the most of Lynden Door's knowledge of core construction and internal blocking. Our familiarity with codes and thousands of repetitions on our CNC equipment makes factory machining precise and uniform.

Blended Offering: Lynden Door's unique product portfolio offers residential (SD), architectural (LD), and commercial (CD) doors all made in one facility. This blended offering allows us to meet the needs of even the most diverse specification as we can draw from the strengths of all three door series.



LYNDEN DOOR, INC.

2077 Main Street
Lynden, WA 98264

PHONE: 800.631.DOOR (3667)
360.354.5676

FAX: 360.354.3738

info@lyndendoor.com

LYNDENDOOR.COM



DEALER INFORMATION:

